



SEA-DOO



2017

FUN RUNS IN THE FAMILY.

Any unforgettable day on a Sea-Doo® can go from exciting to relaxing and back again. And with the 2017 lineup, that tradition of fun continues. From pulse-pounding performance and top-of-the-line luxury models to playful units and everything in between.

And Sea-Doo is reinventing the way to play on the water with the new SPARK™ TRIXX™. Now, whip, dip, spin and dunk with ease, thanks to one-of-a-kind features made just for nailing the best tricks imaginable. It's everything you need to maximize your fun on the water.

The Sea-Doo Difference	4
Innovative Technology	6
Rec Lite <i>Playful and Compact</i> (SPARK models)	10
Recreation <i>Versatile and Nimble</i> (GTI™ and GTS™ models).....	16
Tow Sports <i>Active and Bold</i> (WAKE™ models)	20
Luxury <i>Stylish and Comfortable</i> (GTX® models).....	22
Performance <i>Powerful and Precise</i> (RXP®, RXT®, GTR™ models).....	26
Parts, Accessories & Clothing	30
Specifications	33



DISCOVER THE SEA-DOO DIFFERENCE.



#1 SELLING WATERCRAFT

And more customers recommend Sea-Doo than any other brand!



INDUSTRY-FIRST INNOVATION

Pushing boundaries with the exclusive on-water brake, suspension, Closed-Loop Cooling system and more.



MOST AFFORDABLE

Lowest entry-level price in the industry; nearly 35% less than the competition.² No other watercraft even comes close.



UNMATCHED FUEL EFFICIENCY

Some Sea-Doo models boast 35% better fuel efficiency than the closest competitor.³



EXCLUSIVE SUSPENSION

No other watercraft on the market delivers on-water suspension for the most comfortable ride.



0-60 MPH (96.6 KM/H) IN 3.8 SECONDS⁴

Leading the industry in the most exhilarating and heart-pounding ride.



5-TIME CONSECUTIVE WORLD CHAMPION

Race-inspired ergonomics led the RXP-X[®] to 5 world titles. The exclusive Ergolock™ system with a narrow racing seat with deep knee pockets, angled footwell wedges and adjustable steering column, allows riders to lock in for even more control.



U.S. COAST GUARD RECOGNIZED

Sea-Doo has numerous design awards to go along with the acknowledgement by the U.S. Coast Guard for improving boating safety since 2009.



¹Based on industry data and BRP estimates and research. ²Source: Manufacturers' website. Prices may vary according to product specification. ³Based on BRP internal testing and information on manufacturer's website. ⁴Performance number achieved under optimal testing conditions with the RXT-X 300.

ENGINES

WITH UNMATCHED HIGH PERFORMANCE, SUPERIOR FUEL EFFICIENCY AND PROVEN RELIABILITY, ROTAX® ENGINES CONTINUE TO SET THE STANDARD IN THE INDUSTRY. EVERY MODEL FEATURES THE INDUSTRY-EXCLUSIVE CLOSED-LOOP COOLING SYSTEM TO KEEP CORROSIVE SALTWATER AND DEBRIS OUT OF YOUR ENGINE FOR PEACE OF MIND IN ANY WATER. NEW FOR 2017 IS THE ROTAX I500 ACE™ AND ALL SUPERCHARGED ENGINES ARE NOW MAINTENANCE FREE.

ROTAX I630 ACE

60 HP 300 HP

This pulse-pounding 300-hp¹ engine boasts the industry's best power-to-weight ratio? Supercharged with an external intercooler, the Advanced Combustion Efficiency (ACE) technology delivers high efficiency and amazing acceleration. Case in point, the adrenaline pumping RXT-X goes from 0-60 mph (96.6 km/h) in just 3.8 seconds.

ROTAX I503 NA

60 HP 300 HP

The most-powerful, naturally aspirated Rotax engine on a Sea-Doo offers instant acceleration for instant fun. Tested and proven to be incredibly reliable and fuel-efficient for more than a decade.

ROTAX I503

60 HP 300 HP

This engine continues to be the benchmark of reliability, fun performance and fuel economy, thanks to technologies and innovations developed by Rotax engineers in the last decades.

ROTAX I503 HO

60 HP 300 HP

Supercharged with an external intercooler, the advanced technology of the Rotax I503 HO provides proven and reliable performance.

ROTAX 900 HO ACE

60 HP 300 HP

Incorporates immediate acceleration, impressive fuel economy and an excellent power-to-weight ratio with a top speed of close to 50 mph (80.4 km/h) with its compact and lightweight design.

NEW

ROTAX I500 ACE

60 HP 300 HP

Equipped with Advanced Combustion Efficiency (ACE) technology, a new generation of proven, supercharged Rotax power has arrived. Optimized for regular fuel, this new engine is faster and more powerful than its predecessor, but just as fuel efficient.

ROTAX 900 ACE

60 HP 300 HP

The most fuel-efficient, compact and lightweight engine on the market today. The Rotax 900 ACE features great power-to-weight ratio with a top speed of more than 40 mph (64.4 km/h).

¹Performance number in metric horsepower achieved under optimal testing conditions.

²Based on engine power disclosed to EPA in kW (RXP-X 300) and information on manufacturer's website as of publication date.

HULLS

A VARIETY OF INNOVATIVE HULL DESIGNS FOR A VARIETY OF RIDING STYLES.



GTI HULL FORGIVING & NIMBLE

This moderate V-shaped hull is both forgiving and responsive for a versatile ride in smooth and moderate water conditions.



T³ HULL™ PERFORMANCE & PRECISION

Ready, set, race. A deep V-shaped hull allows racers to cut and corner effortlessly. With unmatched control and precision for the sharpest turns and unrivaled handling. (RXP-X 300 only)



S³ HULL® STABLE & PREDICTABLE

Stay stable even when things get rough. An exclusive stepped design is the first and only one of its kind. The deep V-shape reduces drag and stays glued to the water in choppy conditions for a consistent ride.



SPARK HULL LIGHT & EASY TO HANDLE

Light on weight, heavy on fun. The flatter V-shaped hull makes riding fun and easy in flatter water and small chop. And makes whipping through rougher conditions even more thrilling.



ERGOLOCK

UNMATCHED CONTROL, HANDLING AND COMFORT.

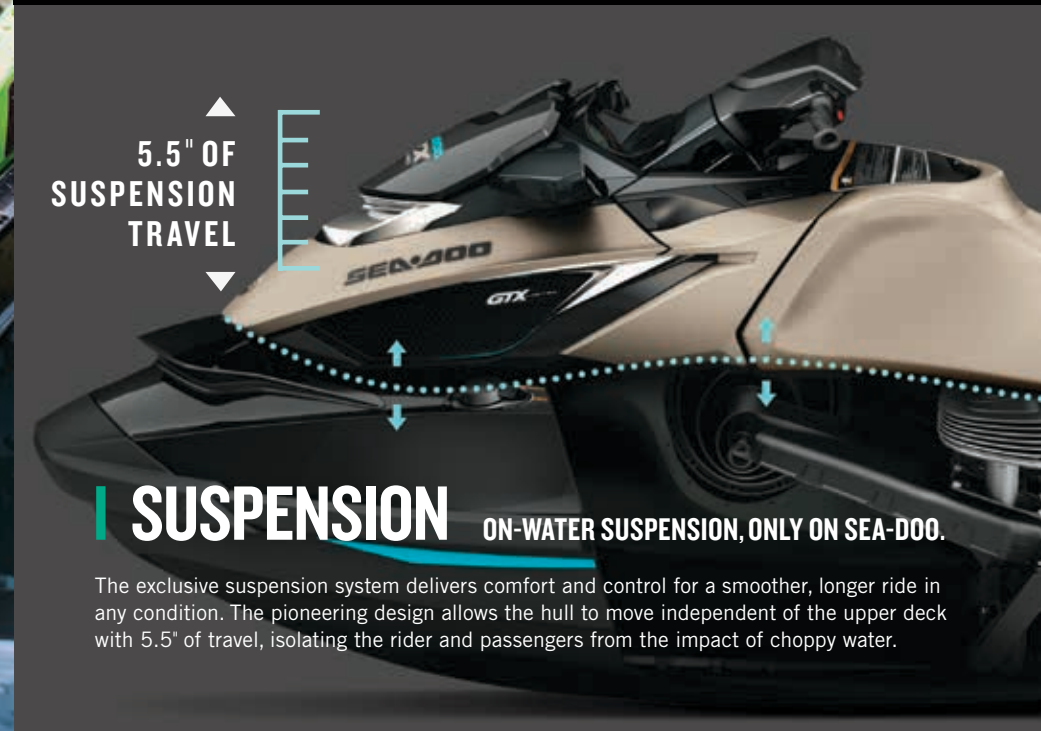
The narrow, race-inspired seat and deep knee pockets let you lock in and use your legs for better control. Reducing upper body fatigue and making you feel like one with the machine.



iBR

THE INDUSTRY'S FIRST AND MOST INTUITIVE ON-WATER BRAKE.

The Sea-Doo exclusive iBR (Intelligent Brake and Reverse) has been recognized by the U.S. Coast Guard for improving boat safety since 2009. Activating the second-generation brake system allows you to stop up to 160 feet sooner than watercraft not utilizing a brake. The revolutionary design also lets you keep both hands on the handlebar while in neutral, forward or in reverse, for greater control and easier maneuvering around docks and other boats. And it's as simple and instinctive as squeezing the handbrake on a bicycle.



SUSPENSION

ON-WATER SUSPENSION, ONLY ON SEA-DOO.

The exclusive suspension system delivers comfort and control for a smoother, longer ride in any condition. The pioneering design allows the hull to move independent of the upper deck with 5.5" of travel, isolating the rider and passengers from the impact of choppy water.



ITC

INTELLIGENT THROTTLE CONTROL ADJUSTS TO DIFFERENT DRIVING MODES.

ECO™ MODE

This exclusive Sea-Doo feature produces up to 46% improved fuel efficiency by automatically determining the most economical power delivery.

CRUISE MODE

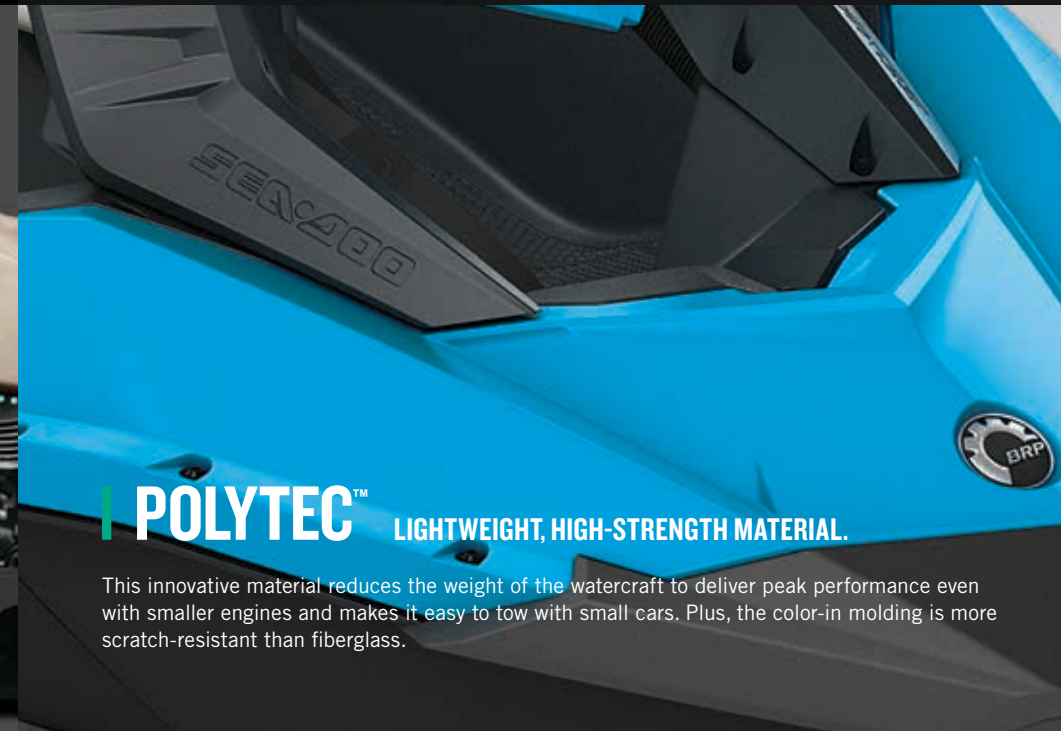
Set it and forget it. This activity-specific mode lets you set your speed for cruising, tow sports, navigating no-wake zones and more.

TOURING & SPORT MODES

No matter what your riding style is, you can easily set different throttle responses to match your activity.

SKI MODE

Tow the perfect line, every time. The five different acceleration profiles make it easy for the driver to deliver a smooth launch and maintain a consistent pace. So, boarders can focus on shredding like pros.



POLYTEC™

LIGHTWEIGHT, HIGH-STRENGTH MATERIAL.

This innovative material reduces the weight of the watercraft to deliver peak performance even with smaller engines and makes it easy to tow with small cars. Plus, the color-in molding is more scratch-resistant than fiberglass.



CLOSED-LOOP COOLING SYSTEM

Another Sea-Doo exclusive, the Closed-Loop Cooling system uses coolant to keep the engine running at ideal temperatures. Unlike competitors, this technology prevents corrosive saltwater and damaging debris from entering the engine, for increased reliability, longevity and peace of mind.

REC LITE

YOUR DREAM OF FUN ON THE WATER IS NOW A REALITY.

Discover the most-affordable, compact, fuel-efficient and lightest watercraft in the industry. Fun to ride and easy to tow and store. New in 2017, the SPARK TRIXX model makes it easier than ever to pull off tricks like a pro.





SPARK

ONE-OF-A-KIND FUN

STANDARD FEATURES

- Intelligent Throttle Control (ITC)
- Off-Throttle Assisted Steering (O.T.A.S.™)
- Closed-Loop Cooling System (CLCS)
- Lightweight, High-Strength Polytec Material
- Handlegrips with Palm Rest
- 20+ Wrap Kits

5 COLOR CHOICES

- CHILI PEPPER
- KEY LIME
- VANILLA
- PINEAPPLE
- BLUEBERRY



SPARK 2-UP

POWER (2 OPTIONS)
60 HP 300 HP

SPARK HULL
LIGHT + EASY TO HANDLE

CAPACITY
2 RIDERS

STANDARD FEATURES PLUS:

- Equipped with all standard features.



SPARK 2-UP

WITH iBR AND CONVENIENCE PACKAGE PLUS

POWER
60 HP 300 HP

SPARK HULL
LIGHT + EASY TO HANDLE

CAPACITY
2 RIDERS

STANDARD FEATURES PLUS:

- Intelligent Brake and Reverse (iBR)
- Convenience Package Plus:
 - Front Storage Bin Kit (7.4 US gal/28 l)
 - Reboarding Step
 - Anti-Theft Security System
 - iControl Learning Key



SPARK 3-UP

POWER
60 HP 300 HP

SPARK HULL
LIGHT + EASY TO HANDLE

CAPACITY
3 RIDERS

STANDARD FEATURES PLUS:

- Added Stability with Platform Extension
- Longer Seat with Place for 2 Adults + 1 Child
- Towing Capabilities



SPARK 3-UP

WITH iBR AND CONVENIENCE PACKAGE PLUS

POWER
60 HP 300 HP

SPARK HULL
LIGHT + EASY TO HANDLE

CAPACITY
3 RIDERS

ALL SPARK 3-UP FEATURES PLUS:

- Intelligent Brake and Reverse (iBR)
- Convenience Package:
 - Front Storage Bin Kit (7.4 US gal/28 l)
 - Reboarding Step
 - Anti-Theft Security System
 - iControl Learning Key
- Towing Capabilities



SPARK TRIXX

NEW PLAYFUL TRICKSTER

POWER
60 HP 300 HP

SPARK HULL
LIGHT + EASY TO HANDLE

CAPACITY
2 RIDERS

SPARK FEATURES PLUS:

- Intelligent Brake and Reverse (iBR)
- Handlebar with Adjustable Riser
- Step Wedges
- Extended Range Variable Trim System (VTS™)
- Exclusive Coloration



A WHOLE NEW WAY TO PLAY.

Because pulling off tricks has never been so easy and so much fun. The one-of-a-kind handlebar with adjustable riser gives you more leverage to easily maneuver the SPARK TRIXX. The exclusive extended range Variable Trim System (VTS) exaggerates how high you can raise the nose or how deep you can bury it in the water. The custom step wedges provide more stability and confidence in different riding positions, like tail-stand. This is easily the most hair-raising and head-turning new ride on the water.



Never perform tricks or stunts with a passenger. Do not attempt if beyond your skills level and experience.

RECREATION

UNFORGETTABLE FAMILY FUN AT AN UNBEATABLE VALUE.

Nimble and up to 35% more fuel-efficient than the competition while offering a ton of standard features. Great stability and versatility with more storage than any watercraft in its class. New in 2017, the Rotax 900 HO ACE engine is available in the GTI and GTS models for the best industry price in its category.





RECREATION
VERSATILE & NIMBLE

STANDARD FEATURES

- Intelligent Throttle Control (ITC)
3 Riding Modes: Touring, Sport and ECO
- 30.8 US gal (116.6 l) of Storage
- Handlegrips with Palm Rest
- Closed-Loop Cooling System (CLCS)
- Wide-Angle Mirrors
- Anti-Theft Security System
- Learning Key



GTS
ROOM FOR THREE, FUN FOR ALL



GTI HULL
FORGIVING + NIMBLE

CAPACITY
3 RIDERS

STANDARD FEATURES PLUS:

- Lightweight, High-Strength Polytec Hull Material



GTI
STYLE, STABILITY AND SOME SERIOUS FUN



GTI HULL
FORGIVING + NIMBLE

CAPACITY
3 RIDERS

STANDARD FEATURES PLUS:

- Intelligent Brake and Reverse (iBR)
- Lightweight, High-Strength Polytec Hull Material



GTI SE/130/155
MORE CONVENIENCE AND COMFORT FOR DAYS OF FAMILY FUN ☒



GTI HULL
FORGIVING + NIMBLE

CAPACITY
3 RIDERS

GTI FEATURES PLUS:

- Touring Seat
- Reboarding Ladder
- Variable Trim System (VTS)
- Additional Gauge Functions:
 - Fuel Consumption
 - Clock
- Lightweight, High-Strength Polytec Hull Material (Rotax 900 HO ACE only)



GTI LIMITED 155
LOADED WITH PREMIUM FEATURES,
WITHOUT THE PREMIUM PRICE



GTI HULL
FORGIVING + NIMBLE

CAPACITY
3 RIDERS

STANDARD FEATURES PLUS:

- Watercraft Cover
- High-Performance Variable Trim System (VTS)
- Cruise Control + Slow Mode
- Additional Gauge Functions:
 - Time/Distance to Empty
 - Altitude Indicator

TOW SPORTS

THE ONLY PERSONAL WATERCRAFT DESIGNED FOR TOW SPORTS.

Uniquely outfitted to deliver the unmatched thrill and heart-racing excitement of tow sports, and loaded with exclusive features, like Ski Mode, ski pylon, and board rack. New in 2017, a new high-performance Advanced Combustion Engine (ACE) on WAKE PRO 230 model.



WAKE 155
MADE TO MAKE THE MOST OF THE WAKE

POWER
60 HP 300 HP

GTI HULL
FORGIVING + NIMBLE

CAPACITY
3 RIDERS

- STANDARD FEATURES:
- Intelligent Throttle Control (iTC) with Ski Mode
 - 3-Position Retractable Ski Pylon
 - Wakeboard Rack
 - Intelligent Brake and Reverse (iBR)
 - Closed-Loop Cooling System (CLCS)
 - Cruise Control + Slow Mode
 - Reboarding Ladder
 - 30.8 US gal (116.6 l) Storage
 - Anti-Theft Security System
 - Learning Key



WAKE PRO 230
MORE POWER AND MORE STABILITY TO TOW LIKE A PRO

POWER
60 HP 300 HP

S³ HULL
STABLE + PREDICTABLE

CAPACITY
3 RIDERS

- WAKE 155 FEATURES PLUS:
- Hinged Ergolock Seat
 - Tilt Steering
 - High-Performance Variable Trim System (VTS)
 - 42.8 US gal (162 l) Storage with Watertight Removable Bin

LUXURY

RIDE IN ULTIMATE STYLE AND COMFORT.

The Sea-Doo GTX Series delivers the highest level of comfort, technology and performance. Stylish, elegant and loaded with exclusive features like the industry's first and only suspension system that isolates riders and passengers from the impact of rough water. This lineup gives you the ultimate in comfortable luxury.





LUXURY

STYLISH & COMFORTABLE

STANDARD FEATURES

- Hinged Ergolock Seat with Stepped Design
- Intelligent Brake and Reverse (iBR)
- Closed-Loop Cooling System (CLCS)
- Intelligent Throttle Control (iTC)
3 Riding Modes: Touring, Sport and ECO
- Cruise Control and Slow Mode
- Tilt Steering
- Reboarding Ladder
- Anti-Theft Security System
- Learning Key



GTX 155

LUXURIOUS VALUE AND CONTROL ALWAYS IN STYLE

POWER



S³ HULL

STABLE + PREDICTABLE

CAPACITY

3 RIDERS

STANDARD FEATURES PLUS:

- 42.8 US gal (162 l) Storage with Watertight Removable Bin



GTX S 155

SUPERIOR COMFORT IN ANY WATER CONDITION

POWER



S³ HULL

STABLE + PREDICTABLE

CAPACITY

3 RIDERS

STANDARD FEATURES PLUS:

- Industry's Only Suspension
- 16.6 US gal (63 l) Storage with Watertight Removable Bin



GTX LIMITED 230 / GTX LIMITED 300

HIGH STYLE MEETS HIGH PERFORMANCE

POWER (2 OPTIONS)



S³ HULL

STABLE + PREDICTABLE

CAPACITY

3 RIDERS

STANDARD FEATURES PLUS:

- High-Performance Variable Trim System (VTS)
- Depth Finder
- Watercraft Cover
- Additional Gauge Functions:
 - Altitude Indicator
 - Time/Distance to Empty
- Speed Tie



GTX LIMITED S 260

ULTIMATE EXPERIENCE IN COMFORT AND CONVENIENCE

POWER



S³ HULL

STABLE + PREDICTABLE

CAPACITY

3 RIDERS

GTX LIMITED 230 / 300

FEATURES PLUS:

- Industry's Only Suspension
- 16.6 US gal (63 l) Storage with Watertight Removable Bin

PERFORMANCE

POWER WHEN YOU WANT IT. CONTROL WHEN YOU NEED IT.

The ultimate performance ride starts with the ultimate performance machine. The top-of-the-line 300-hp models go from 60 mph (0-96.6 km/h) in just 3.8 seconds. The race-inspired Ergolock system locks the rider in for even more confidence and control. New in 2017, the GTR and GTR-X models now come with a new 230-hp Advanced Combustion Efficiency (ACE) engine. No matter what you're looking for, Sea-Doo now offers a new wide range of performance watercraft in a wide price range.





PERFORMANCE

FAST & FEARLESS

STANDARD FEATURES

- Intelligent Brake and Reverse (iBR)
- Closed-Loop Cooling System (CLCS)
- Intelligent Throttle Control with Sport Mode
- High-Performance Variable Trim System (VTS)
- Anti-Theft Security System
- Learning Key



GTR 230
NIMBLE PERFORMANCE AND PEAK VALUE



- STANDARD FEATURES PLUS:**
- 30.8 US gal (116.6 l) Storage

GTI HULL
FORGIVING + NIMBLE

CAPACITY
3 RIDERS



NEW GTR-X 230
HIGH-PERFORMANCE MEETS HIGH-VALUE IN A WHOLE NEW PACKAGE



- STANDARD FEATURES PLUS:**
- Ergolock System:
 - Narrow Racing Seat
 - Angled Footwell Wedges
 - Adjustable Steering
 - X-Gauge with Boost Indicator
 - X-Coloration and Graphics
 - 30.7 US gal (116.4 l) Storage

GTI HULL
FORGIVING + NIMBLE

CAPACITY
2 RIDERS



RXP-X 300
ULTIMATE RACING WATERCRAFT



T³ HULL
CONTROL + PRECISION

CAPACITY
2 RIDERS

- STANDARD FEATURES PLUS:**
- Ergolock System:
 - Narrow Racing Seat
 - Angled Footwell Wedges
 - Adjustable Steering
 - X-Gauge with Boost Indicator
 - X-Coloration and Graphics
 - Adjustable Rear Sponsons
 - Trim Tabs



RXT 260
HIGH PERFORMANCE WITHOUT THE HIGH TICKET PRICE



S³ HULL
STABLE + PREDICTABLE

CAPACITY
3 RIDERS

- STANDARD FEATURES PLUS:**
- Hinged Ergolock Seat
 - Tilt Steering
 - Reboarding Ladder
 - 42.8 US gal (162 l) Storage with Watertight Removable Bin
 - Cruise Control



RXT-X 300
RACE-INSPIRED ACCELERATION AND STABILITY FOR THE WIN



S³ HULL
STABLE + PREDICTABLE

CAPACITY
3 RIDERS

- RXT 260 FEATURES PLUS:**
- Ergolock System:
 - Narrow Racing Seat
 - Angled Footwell Wedges
 - Adjustable Steering
 - X-Gauge with Boost Indicator
 - X-Coloration and Graphics
 - Adjustable Rear Sponsons



GEAR & ACCESSORIES

GEAR UP FOR GREAT DAYS.

Live the Sea-Doo lifestyle on and off the water. Sea-Doo's innovative riding gear and accessories are the perfect way to make great days even better. From a wide selection of clothing and PFDs to trailers and accessories made to customize your watercraft, Sea-Doo has everything to make your life even simpler. Get all the details on Sea-Doo riding gear, parts and accessories at your local dealer or online at store.sea-doo.com.



SEA-DOO PFDs

No matter your riding style, Sea-Doo has you covered. Choose from 3 categories of PFDs to suit your needs. From light and versatile Nylon to comfortable Neoprene, or the best-of-both-worlds Ecoprene



EASY REBOARDING

Take a dip or carve some wake and then get back on board. The fold-down step design and knee-friendly surface make it easy to reboard the SPARK, even in deep water. Reboarding ladder also available on other models.



ELEMENT RIDING SUIT

Whatever the weather, stay stylish, warm and functional, both on and off the water.




TOW SPORT ACCESSORIES

Make your wake sessions even more epic with the retractable high-rise pylon that raises the tow point. The wakeboard rack makes for easy storage. The Tow Pro package comes with 3 essential tow accessories: folding pylon, spotter handles and equipment rack.



SEA-DOO MOVE™ TRAILERS

Sea-Doo Move Trailers fit the hull of your Sea-Doo watercraft perfectly making loading and unloading really simple and come in different models to suit every type of watercraft.



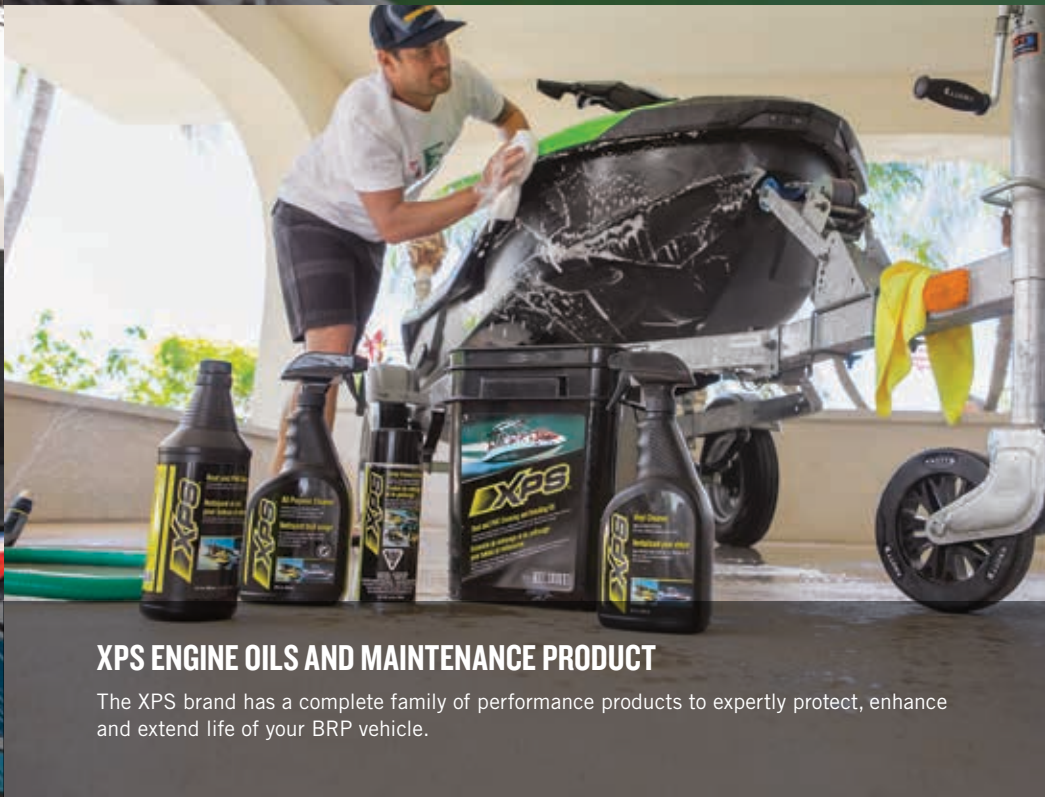
SNAP-IN FENDERS

Protect your investment and keep your ride looking new. Designed exclusively for Sea-Doo watercraft, they easily snap on when docking and store out of the way when playing.



SEA-DOO SPEED TIE

Fully integrated watercraft mooring system providing the ultimate in convenient, quick and secure docking.



XPS ENGINE OILS AND MAINTENANCE PRODUCT

The XPS brand has a complete family of performance products to expertly protect, enhance and extend life of your BRP vehicle.

SPECIFICATIONS				REC LITE		RECREATION							
				SPARK TRIXX shown			GTI shown		GTI SE shown				
													
				SPARK 2up	SPARK 3up	NEW SPARK TRIXX	GTS	GTI	GTI SE	GTI SE i30	GTI SE i55	GTI Limited i55	
OVERVIEW	Available color(s)	Chili Pepper, Blueberry, Key Lime, Vanilla, Pineapple			Candy Blue & Chili Pepper		White & Orange Crush	White & Manta Green	Black & White Sunrise Orange & White			Jet Black Metallic & Deep Pewter Satin	
	Rider capacity	2		3		2		3		3			3
	Weight capacity	352 lb. (160 kg)		450 lb. (205 kg)		352 lb. (160 kg)		600 lb. (272 kg)		600 lb. (272 kg)			600 lb. (272 kg)
DIMENSIONS	Length	110" (279 cm)		120" (305 cm)		110" (279 cm)		132.6" (336.8 cm)		132.6" (336.8 cm)			132.6" (336.8 cm)
	Width			46" (118 cm)				48.5" (123.1 cm)		48.5" (123.1 cm)			48.5" (123.1 cm)
	Height	41" (104 cm)			42.13" (107 cm)			44" (111.8 cm)			44" (111.8 cm)		
	Dry weight	405 lb. (184 kg)		421 lb. (191 kg)		422 lb. (192 kg)		630 lb. (286 kg)	640 lb. (291 kg)	640 lb. (291 kg)	790 lb. (359 kg)		790 lb. (359 kg)
				iBR and Convenience Package Plus adds 21 lb. (9 kg)									
Fuel capacity				7.9 US gal (30 l)			15.9 US gal (60 l)		15.9 US gal (60 l)			15.9 US gal (60 l)	
PERFORMANCE & HANDLING	Rotax engine	900 ACE or 900 HO ACE		900 HO ACE		900 HO ACE		900 HO ACE	1503	1503 NA		1503 NA	
	Fuel type	87 octane			87 octane			87 octane			87 octane		
	Hull type	SPARK			GTI			GTI			GTI		
	Variable Trim System (VTS)	Optional on iBR equipped models			Extended range		Standard			High-performance (preset)			
CONVENIENCE	Trim tabs												
	Sponsons	√			√			√			√		
	Speedometer	√			√			√			√		
	iTC - ECO mode				√			√			√		
	iTC - Touring mode / Sport mode	(Sport mode: HO engine)		√		√		√			√		
	iTC - Ski mode							Optional			Optional		
	iTC - Cruise control / Slow mode										√		
	Depth finder	Optional			Optional			Optional			Optional		
	Altitude										√		
	Water temperature												
PEACE OF MIND & COMFORT	Compass							√			√		
	Time/distance to empty				Optional			Optional			√		
	Top/average speed/RPM / Lap timer				Optional			Optional			Optional		
	Storage capacity	0.42 US gal (1.6 l) glove box 7.42 US gal (28 l) with optional front storage bin kit			30.8 US gal (116.6 l) • Large front storage compartment • Glove box			30.8 US gal (116.6 l) • Large front storage compartment • Glove box			30.8 US gal (116.6 l) • Large front storage compartment • Glove box		
	Towing features	Tow hook			Tow hook			Tow hook			Ski tow eye		
	Reboarding features	Optional Reboarding step			Optional Reboarding ladder			Reboarding ladder			Reboarding ladder		
	Removable board rack				Optional			Optional			Optional		
	Step wedges				√								
	Handlegrips with palm rest	√			√			√			√		
	Mirrors (wide-angle)				√			√			√		
LIFESTYLE	Brake, neutral and reverse	Optional Manual Reverse or Optional electronic iBR (HO engine)		Electronic iBR				Electronic iBR		Electronic iBR			Electronic iBR
	Engine cooling	Closed-Loop Cooling System			Closed-Loop Cooling System			Closed-Loop Cooling System			Closed-Loop Cooling System		
	Sea-Doo suspension												
	Seat	Slim			Standard			Touring			Touring		
	Steering	Optional Adjustable riser		Adjustable riser		Fixed		Fixed			Fixed		
	Off-Throttle Assisted Steering	√			√			√			√		
	Programmable Learning Key	Optional (not programmable)			(not programmable)		√		√			√	
	RF D.E.S.S. (Digitally Encoded Security System) Key	Optional			√			√			√		
D-Sea-Bel sound reducing system				√			√			√			
Package				Optional iBR and Convenience Package Plus with Rotax 900 HO ACE engine		TRIXX		SE			Limited		

For complete model specifications visit sea-doo.com

SPECIFICATIONS		TOW SPORTS		LUXURY			
							
OVERVIEW		WAKE I55	WAKE PRO 230	GTX I55	GTX S I55	GTX Limited 230	GTX Limited 300
		White & Belize Blue	White & Denim Blue Satin	Black & Deep Pewter Satin	Black & Deep Pewter Satin	Jet Black Metallic & Deep Pewter Satin	Jet Black Metallic & Deep Pewter Satin
DIMENSIONS		3	3	3	3	3	3
		600 lb. (272 kg)	600 lb. (272 kg)	600 lb. (272 kg)	500 lb. (227 kg)	600 lb. (272 kg)	500 lb. (227 kg)
		132.6" (336.8 cm)	139.2" (353.5 cm)	139.2" (353.5 cm)	139.2" (353.5 cm)	139.2" (353.5 cm)	139.2" (353.5 cm)
		48.5" (123.1 cm)	48.2" (122.4 cm)	48.2" (122.4 cm)	48.2" (122.4 cm)	48.2" (122.4 cm)	48.2" (122.4 cm)
		44" (111.8 cm)	45.9" (116.6 cm)	45.9" (116.6 cm)	43.9" (111.4 cm)	45.9" (116.6 cm)	43.9" (111.4 cm)
		799 lb. (363 kg)	894 lb. (406 kg)	879 lb. (399 kg)	1,018 lb. (462 kg)	894 lb. (406 kg)	909 lb. (412 kg)
		15.9 US gal (60 l)	15.9 US gal (60 l)	15.9 US gal (60 l)	18.6 US gal (70 l)	15.9 US gal (60 l)	18.6 US gal (70 l)
PERFORMANCE & HANDLING		Rotax engine	1503 NA	1503 NA	1630 ACE	1500 HO ACE	1503 HO
		Fuel type: Minimum Recommended	87 octane	87 octane	87 octane	87 octane	87 octane
		Hull type	GTI	S ³ Hull	S ³ Hull	S ³ Hull	S ³ Hull
CONVENIENCE		Variable Trim System (VTS)	Standard	High-performance (preset)	Standard	High-performance (preset)	High-performance (preset)
		Trim tabs					
		Sponsons	✓	✓	✓	✓	✓
		Speedometer	✓	✓	✓	✓	✓
		iTC - ECO mode	✓	✓	✓	✓	✓
		iTC - Touring mode / Sport mode	✓	✓	✓	✓	✓
		iTC - Ski mode	✓	✓	Optional	Optional	Optional
		iTC - Cruise control / Slow mode	✓	✓	✓	✓	✓
		Depth finder	Optional	Optional	Optional	✓	✓
		Altitude			✓	✓	✓
		Water temperature			✓	✓	✓
		Compass	✓	✓	✓	✓	✓
		Time/distance to empty	Optional	Optional	Optional	✓	✓
		Top/average speed/RPM / Lap timer	Optional	Optional	Optional	Optional	Optional
		Storage capacity	30.8 US gal (116.6 l) • Large front storage compartment • Glove box	42.8 US gal (162 l) • Large front storage compartment • Watertight, removable storage bin • Glove box	42.8 US gal (162 l) • Large front storage compartment • Watertight, removable storage bin • Glove box	16.6 US gal (63 l) • Watertight, removable storage bin • Glove box • Swim platform storage	42.8 US gal (162 l) • Large front storage compartment • Watertight, removable storage bin • Glove box
		Towing features	Retractable ski pylon	Retractable ski pylon	Ski tow eye	Ski tow eye	Ski tow eye
		Reboarding features	Reboarding ladder	Reboarding ladder	Reboarding ladder	Reboarding ladder	Reboarding ladder
		Removable board rack	✓	✓	Optional	Optional	Optional
		Step wedges					
		Handlegrips with palm rest	✓	✓	✓	✓	✓
		Mirrors (wide-angle)	✓	Adjustable	Adjustable	Adjustable	Adjustable
PEACE OF MIND & COMFORT		Brake, neutral and reverse	Electronic iBR	Electronic iBR	Electronic iBR	Electronic iBR	Electronic iBR
		Engine cooling	Closed-Loop Cooling System	Closed-Loop Cooling System	Closed-Loop Cooling System	Closed-Loop Cooling System	Closed-Loop Cooling System
		Sea-Doo suspension					
		Seat	Standard	Ergolock	Ergolock with stepped design	Ergolock with stepped design	Ergolock with stepped design
		Steering	Fixed	Tilt	Tilt	Tilt	Tilt
		Off-Throttle Assisted Steering	✓	✓	✓	✓	✓
		Programmable Learning Key	✓	✓	✓	✓	✓
		RF D.E.S.S. (Digitally Encoded Security System) Key	✓	✓	✓	✓	✓
		D-Sea-Bel sound reducing system	✓	✓	✓	✓	✓
LIFESTYLE		Package	WAKE	WAKE		Limited	Limited

For complete model specifications visit [sea-doo.com](#)

SPECIFICATIONS		PERFORMANCE				
						
OVERVIEW		GTR 230	NEW GTR-X 230	RXP-X 300	RXT 260	RXT-X 300
		Black & Octane Blue	California Green Metallic & Black	Lava Red & Monolith Black Satin White & Dayglow Yellow	Black & Octane Blue	Lava Red & Monolith Black Satin White & Dayglow Yellow
DIMENSIONS		3	2	2	3	3
		600 lb. (272 kg)	400 lb. (182 kg)	400 lb. (182 kg)	600 lb. (272 kg)	600 lb. (272 kg)
		132.6" (336.8 cm)	130.6" (331.6 cm)	130.6" (331.6 cm)	139.2" (353.5 cm)	139.2" (353.5 cm)
		48.5" (123.1 cm)	48.5" (123.1 cm)	48.3" (122.7 cm)	48.2" (122.4 cm)	48.2" (122.4 cm)
		44" (111.8 cm)	44.8" (113.8 cm)	45.2" (114.7 cm)	45.9" (116.6 cm)	46.5" (118.1 cm)
		807 lb. (367 kg)	821 lb. (373 kg)	850 lb. (386 kg)	894 lb. (406 kg)	914 lb. (415 kg)
		15.9 US gal (60 l)	15.9 US gal (60 l)	15.9 US gal (60 l)	15.9 US gal (60 l)	15.9 US gal (60 l)
PERFORMANCE & HANDLING		Rotax engine	1500 HO ACE	1500 HO ACE	1630 ACE	1503 HO
		Fuel type: Minimum Recommended	87 octane	87 octane	87 octane	87 octane
		Hull type	GTI	GTI	T ³ Hull	S ³ Hull
CONVENIENCE		Variable Trim System (VTS)	High-performance (preset)	High-performance (preset)	High-performance (preset)	High-performance (preset)
		Trim tabs			✓	
		Sponsons	✓	✓	Adjustable	✓
		Speedometer	✓	✓	✓	✓
		iTC - ECO mode	✓	✓	✓	✓
		iTC - Touring mode / Sport mode	✓	✓	✓	✓
		iTC - Ski mode	Optional		Optional	Optional
		iTC - Cruise control / Slow mode			✓	
		Depth finder	Optional	Optional	Optional	Optional
		Altitude				
		Water temperature				
		Compass	✓	✓	✓	✓
		Time/distance to empty	Optional	✓	Optional	✓
		Top/average speed/RPM / Lap timer	Optional	✓	Optional	✓
		Storage capacity	30.8 US gal (116.6 l) • Large front storage compartment • Glove box	30.7 US gal (116.4 l) • Large front storage compartment • Glove box	30.7 US gal (116.4 l) • Large front storage compartment • Glove box	42.8 US gal (162 l) • Large front storage compartment • Watertight, removable storage bin • Glove box
		Towing features	Tow hook	Tow hook	Tow hook	Ski tow eye
		Reboarding features	Optional Reboarding ladder	Optional Reboarding ladder	Optional Reboarding ladder	Reboarding ladder
		Removable board rack	Optional		Optional	Optional
		Step wedges				
		Handlegrips with palm rest	✓	✓	✓	✓
		Mirrors (wide-angle)	✓	✓	Adjustable	Adjustable
PEACE OF MIND & COMFORT		Brake, neutral and reverse	Electronic iBR	Electronic iBR	Electronic iBR	Electronic iBR
		Engine cooling	Closed-Loop Cooling System	Closed-Loop Cooling System	Closed-Loop Cooling System	Closed-Loop Cooling System
		Sea-Doo suspension				
		Seat	Touring	Ergolock with X logo	Ergolock with X logo	Ergolock with X logo
		Steering	Fixed	X-Steering with A.E.S.	X-Steering with A.E.S.	Tilt
		Off-Throttle Assisted Steering	✓	✓	✓	✓
		Programmable Learning Key	✓	✓	✓	✓
		RF D.E.S.S. (Digitally Encoded Security System) Key	✓	✓	✓	✓
		D-Sea-Bel sound reducing system	✓	✓	✓	✓
LIFESTYLE		Package		X-Racing Ergolock system	X-Racing Ergolock system	X-Racing Ergolock system

For complete model specifications visit [sea-doo.com](#)

©2016 Bombardier Recreational Products Inc. (BRP). All rights reserved.™, ® and the BRP logo are trademarks of BRP or its affiliates. Products are distributed in the USA by BRP US Inc. iGTX is a registered trademark of Castrol Limited used under license. >All other trademarks are the property of their respective owners. BRP reserves the right at any time to discontinue or change specifications, prices, designs, features, models or equipment without incurring obligation. >Watercraft performance may vary depending on, among other things, general conditions, ambient temperature, and altitude, riding ability and rider/passenger weight. Testing of competitive models is done under identical conditions. Performance number achieved under optimal testing conditions. Some models shown may depict optional accessories. Some pictures depicted in this brochure include professional riders and wakeboarders executing maneuvers under ideal and/or controlled conditions. Do not attempt any of these, or any other risky maneuvers, if they're beyond your level of riding or wakeboarding ability, as well as your understanding and respect for the performance of your personal watercraft. Always consult your PWC dealer when selecting a watercraft for your particular needs, and carefully read and pay attention to your Operator's Guide, Instructional Video, and the on-product labeling on your personal watercraft. Always drive responsibly and safely. Severe injury can result from ignoring warnings, not following the instructions or improper use of watercraft and related accessories. Use common sense and courtesy. Always observe the posted speed limit and local regulations. Based on information on manufacturer's websites as of publication date.

Protect your watercraft with the B.E.S.T. Protection Plan out there! By being a member of these important industry associations, we recognize and support their efforts in sharing the responsibility of promoting the growth of our sport. Sea-Doo watercraft riders know that riding responsibly and safely is always more fun. Smart Sea-Doo riders wear appropriate protective clothing and never drink and ride. Always ride keeping a substantial distance between yourself and others. Every Sea-Doo watercraft comes with a safety/instructional video and an operator's guide as standard equipment.



ski-doo ***LYNX*** ***SEA-DOO*** ***EVINRUDE*** ***ROTAX*** ***Can-am***